

Results National Student Survey 2017

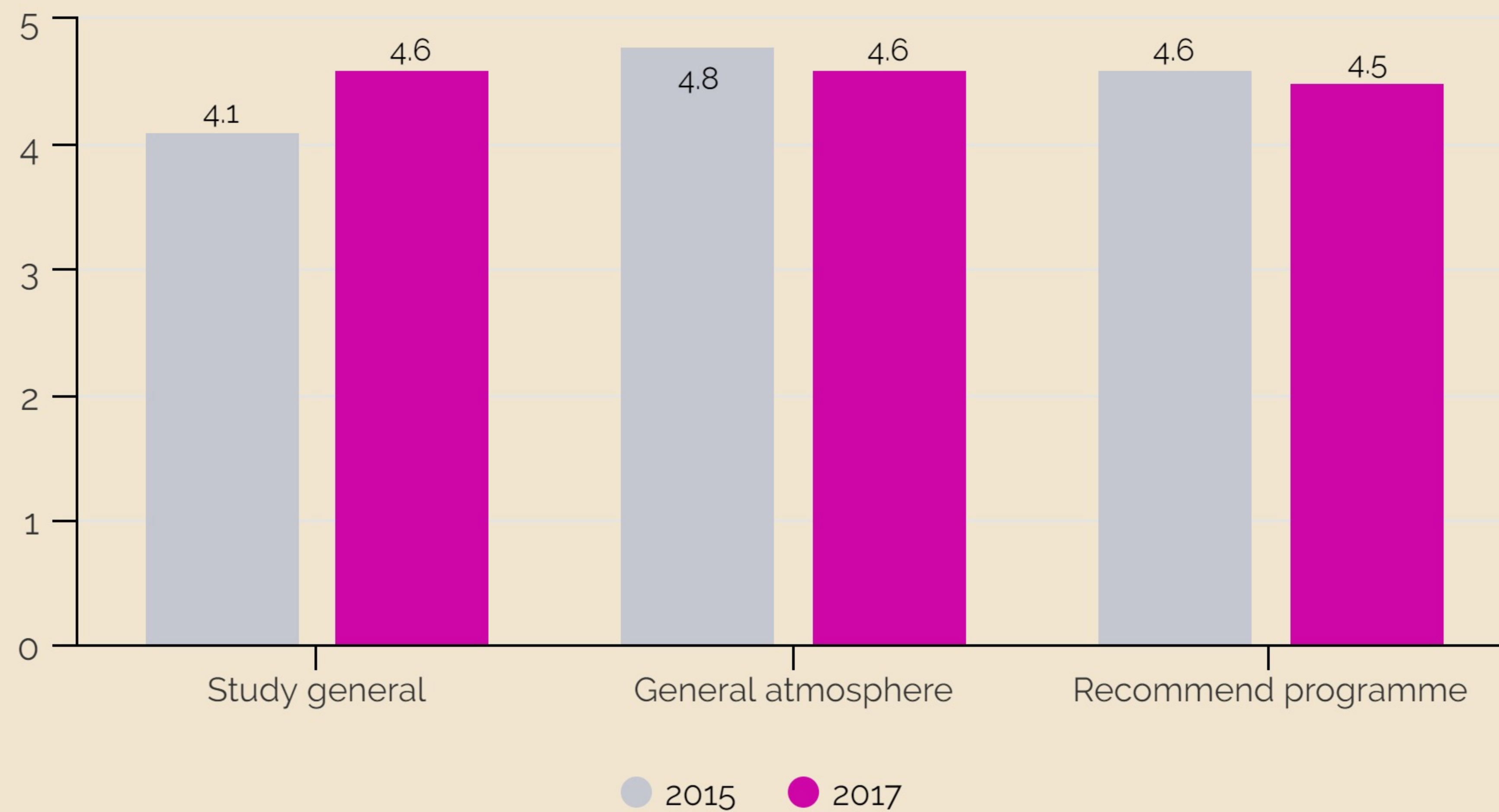
Response 2015 (59%)





Response 2017 (48%)



Overall satisfaction



Tops 	2017
Critical thinking	4.9
Your teachers' command of the English language	4.9
Tutorial group size	4.9
Lecture group size	4.8
Opportunities for receiving guidance/counseling	4.8

Tips 	2017
The number of assessments in your programme	3.1

Theme's	2015	2017
Content	4.1	4.4
General skills	4.2	4.4
Practical skills	4.2	4.4
Preparation professional career	3.5	3.9
Teachers	4.1	4.4
Academic guidance/counseling	4.0	4.7
Examinations and assessment	4.3	3.7
Availability of information	4.1	4.3
Programme Schedules	3.7	4.1
Study load	4.1	4.3
Group size/class	4.5	4.8
Learning facilities	3.0	3.9
Quality evaluation	4.2	4.4
Pursuit of excellence		4.5
Internationalisation		4.3

Themescores

Each theme is built up out of several questions